


# SUMMER HOLIDAYS HOMEWORK

Class: 1\_\_\_\_\_

Name: \_\_\_\_\_

Boll No.: \_\_\_\_\_

ND JAIN SCHOOL  
BAH. AGRA



Learning is fun in the  
summer sun!




A collection of hand-drawn geometric shapes and school supplies. The items include: a ruler with markings, a protractor with a semi-circle and markings, a pencil, a cone, a right-angled triangle with a square symbol at the vertex, an isosceles triangle with dashed lines and an angle symbol, a star, a heart, a small rectangle, a small cube, and a small apple. The drawings are simple line art on a white background.

# Math Worksheet



Addition



$3 + 7 = \square$

$3 + 6 = \square$

$5 + 2 = \square$

$2 + 2 = \square$

$8 + 4 = \square$

$6 + 7 = \square$

$10 + 2 = \square$


$4 + 9 = \square$

$1 + 10 = \square$

$3 + 8 = \square$

$6 + 6 = \square$


$0 + 11 = \square$



# Addition equations

Kindergarten Addition Worksheet

Count the circles. Write the numbers and find the sum.




+



+

=

\_\_\_\_\_



+




+

=

\_\_\_\_\_



+




+

=

\_\_\_\_\_




+




+

=

\_\_\_\_\_




+




+

=

\_\_\_\_\_



+



+

=

\_\_\_\_\_

Name \_\_\_\_\_

Date \_\_\_\_\_

Subtract the numbers and put the answer in the box.

$$9-1=\square$$

$$8-1=\square$$

$$3-1=\square$$

$$2-1=\square$$

$$7-1=\square$$


$$6-1=\square$$

$$4-1=\square$$

$$10-1=\square$$

$$5-1=\square$$

$$1-1=\square$$





# What Comes After?

Write the number that comes after.



14 .....

27 .....

89 .....

19 .....

40 .....

36 .....

16 .....

58 .....

44 .....

20 .....

62 .....

19 .....

13 .....

29 .....

80 .....

24 .....

33 .....

52 .....

28 .....

59 .....

86 .....

12 .....

37 .....

73 .....



1. Fill in the correct tens and ones for the given Numbers.

tens and  ones = 37

tens and  ones = 43

tens and  ones = 81

tens and  ones = 72

tens and  ones = 44

tens and  ones = 56

tens and  ones = 87

tens and  ones = 10

tens and  ones = 24

## Before and After Numbers 1-20

Wake Up Groundhog!



Write the numbers that come before and after.

4	5	6
---	---	---

	17	
--	----	--

	12	
--	----	--

	10	
--	----	--

	8	
--	---	--

	15	
--	----	--

	14	
--	----	--

	19	
--	----	--

	2	
--	---	--

	7	
--	---	--





**ENGLISH**

C. Name the things shown on the dining table.

Creative Thinking



_____	_____
_____	_____
_____	_____
_____	_____
_____	_____
_____	_____
_____	_____



A. Fill in the blanks with nouns.

1. She has a beautiful \_\_\_\_\_.
2. I like \_\_\_\_\_.
3. \_\_\_\_\_ is preparing breakfast for me.
4. This is my \_\_\_\_\_.
5. Give me a \_\_\_\_\_.
6. I sit on this \_\_\_\_\_.

(Hints : d \_ \_ l, i \_ \_ \_ \_ \_ m, M \_ \_ \_ er,  
h \_ \_ \_ e, p \_ \_ c \_ l, c \_ \_ \_ r)

B. Here is a list of some naming words. Place them in proper boxes.

girl	doll	pencil	fox	son	bed	ball
vase	fan	bear	shirt	frock	bus	letter
drum	table	flower	doctor	box	father	school
airport	bank	sister	hospital	mason	dog	office

Things :

People :

Places :

Animals :






Read loudly and rewrite the given small letters in the blank spaces.

a		b		c		d		e		f	
g		h		i		j		k		l	
m		n		o		p		q		r	
s		t		u		v		w		x	
				y				z			

Read loudly and rewrite the given capital letters in the blank spaces.

A		B		C		D	
E		F		G		H	
I		J		K		L	
M		N		O		P	
Q		R		S		T	
U		V		W		X	
		Y		Z			

What comes before, after and in the middle? Fill in the blanks.





# जागृति

## हिंदी पाठमाला

NET 2020  
Aigred

डॉ० राम जी तिवारी







बेमेल

[ODD]



उस शब्द पर x लगाओ -

१. जो सब्जी नहीं है -

अदरक      अजगर      कटहल      परवल

२. जो बरतन नहीं है -

कलम      जग      कलश      थरमस

३. जिसको पी नहीं सकते -

जल      रस      शरबत      शहर

४. जिसमें रह नहीं सकते -

घर      भवन      बतख      महल

५. जो वाहन नहीं है -



बस      नल      टमटम



1 की मात्रा सही स्थान पर लगाओ।

रम्....

ब...ज...

सीत....

क...ल...

राजः...

पपीत....

अ...म्

द....म

म...म.....

र...ध...

हर...

दीय...

मीर...

अ...ज...

# एक और अनेक

बच्चों आओ 'ए' की मात्रा लगाकर एक चीज़ से अनेक चीज़ें बनाते हैं।



एक

अनेक

केला



केले

1. बेटा



2. लड़का



3. ताला



4. तारा



5. सारा



6. हमारा



7. मेरा



8. जूता



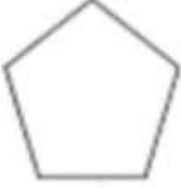
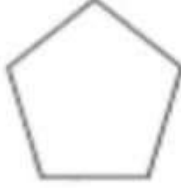
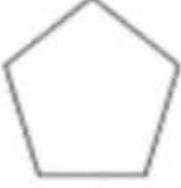
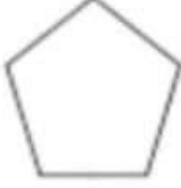
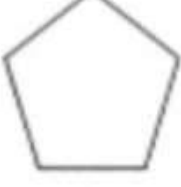
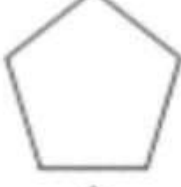




9. गमला





## पत्ते ही पत्ते

### I. रंग भरो

लाल			कत्थई
नीला			नारंगी
पीला			बैंगनी
हरा			आसमानी
काला			सफेद

### II. चित्र पहचानो और नाम लिखो

-  फूल
-  पत्ते
-  कलि
-  डाली



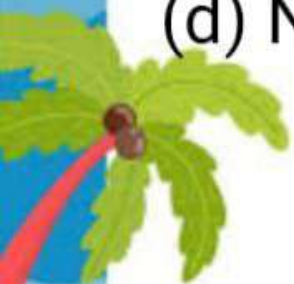
# CLASS - 1ST



## HOLIDAY HOMEWORK SCIENCE




- (a) write 5 living things and 5 Non-living thing.
- (b) List 5 examples of climbers.
- (c) Name 5 parts of plant.
- (d) Name 5 vegetable names.





# SOCIAL STUDIES

BHUPENDRA SINGH





Name \_\_\_\_\_

## Family Members

Write the missing letter and copy the words.



\_\_ather



\_\_other



\_\_rother



\_\_ister



\_\_aby

www.theteachingaunt.com





Name \_\_\_\_\_ Family Members

# Family Members

Draw a line matching each picture with its name.



brother



mother



grandmother



father



sister

Name: \_\_\_\_\_ Score: \_\_\_\_\_

## Worksheet - Members of the Family

Direction: Draw a line to connect the members of the family in words and in pictures.

# Members of the Family

brother •



mother •



father •



sister •



baby •



# My Family

My name is \_\_\_\_\_

I'm \_\_\_\_\_ years old.

My mother's name is

\_\_\_\_\_.

My mother is a/an

\_\_\_\_\_.



My father's name is \_\_\_\_\_.

My father is a/an \_\_\_\_\_.

My grandmother's name is \_\_\_\_\_.

My grandfather's name is \_\_\_\_\_.

My sister's name is \_\_\_\_\_.

My sister is a/an \_\_\_\_\_.

# Whats on a Map?


Maps can have many different parts.  
Check the box next to things that can be found on a map.

☐

river symbol

☐

compass

☐

people waving

☐

forest symbols

☐

stop sign

☐

mountain symbols

☐

recycling symbol

☐


continent outline



101010  
11010

.....

# COMPUTER



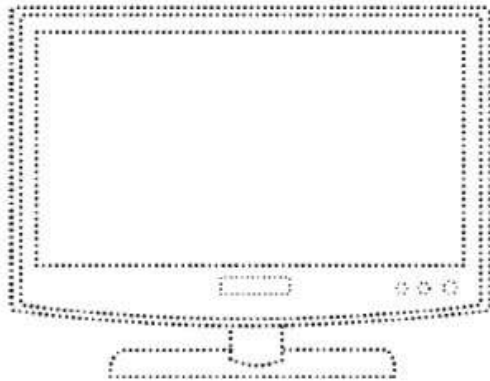
Date: \_\_\_\_\_

## 2. Input and Output Devices

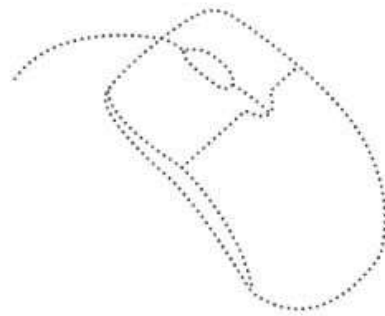
1. Join the dots to identify the devices. Write whether it is input, output or storage.



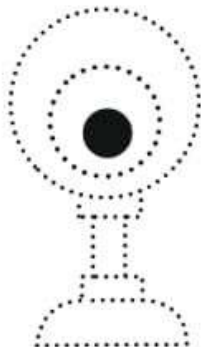
a)



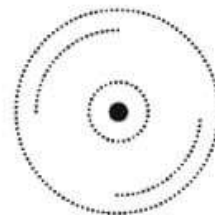
b)



c)



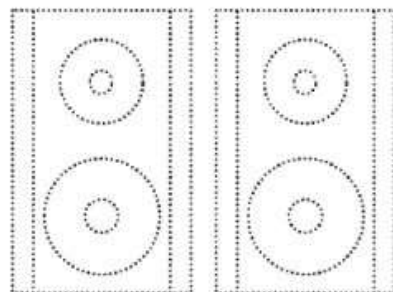
d)



e)



f)



Subject - Computer

Q1. Tick the right choice



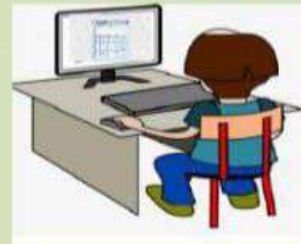
Input

☐

Output

☐☐☐☐☐☐☐

Drag and pull the correct word to the picture



Send and receive  
messages

Play games

Draw pictures

Solve sums

Listen to music

Watch movies



Drag and drop the correct answers.

music

games

sums

words

messages

Fill in the blanks.


1. Computer can type \_\_\_\_\_ for you.
2. You can listen to \_\_\_\_\_ on a computer.
3. You can play many \_\_\_\_\_ on a computer.
4. Computer can solve \_\_\_\_\_ for you.
5. Computers help to send and receive \_\_\_\_\_ around the world.

# Natural and Man -made Materials

Directions: Sort the given natural and man-made materials into proper columns. Colour the objects also.

car	cat	lion	tree
ball	bug	pen	rock
desk	shirt	box	dog

Natural	Man-made



# **G.K**

Que1 Which animal is known as the king of the Jungle?

Que2 What shape has three sides?

Que3 What is the colour of the Sky on a Clear day?

Que4 What colour is a ripe Banana?

Que5 What do we breathe in to stay alive?

## **Moral**

Kindness and honesty

Que1 Should we tell the truth or lie?

Que2 Should you share your toys with friends?

Respect and good Manners

Que1 How Should we talk to our elders?

Que2 What do you say when you need Some things?

Que3 If your friend falls down. What Should you do?